

A670

Robinson Crusoe

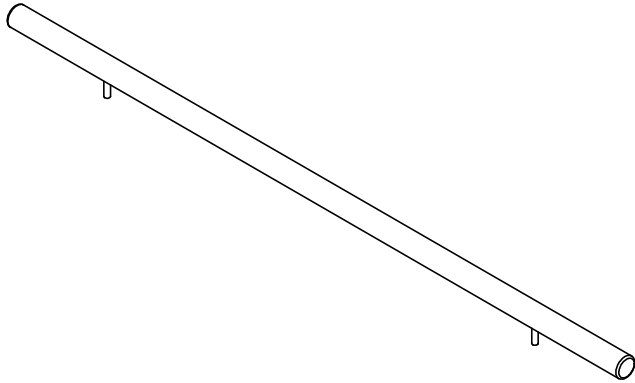
Art.Nr. 2266002

Montagehandleiding
Notice de montage
Assembling manual
Montageanleitung
Instrucciones para el montaje

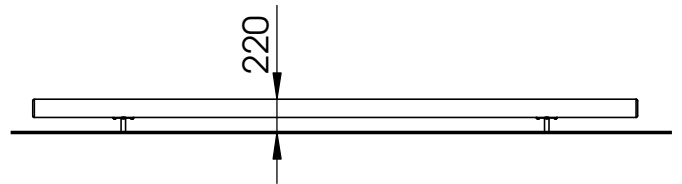
Leeftijd:
Age: 4-15
Age group:
Alter:
Edad:

EUROPLAY nv
Eegene 9
B-9200 DENDERMONDE
tel. 32.52.22 66 22
fax.32.52.22 67 22
www.europlay.eu

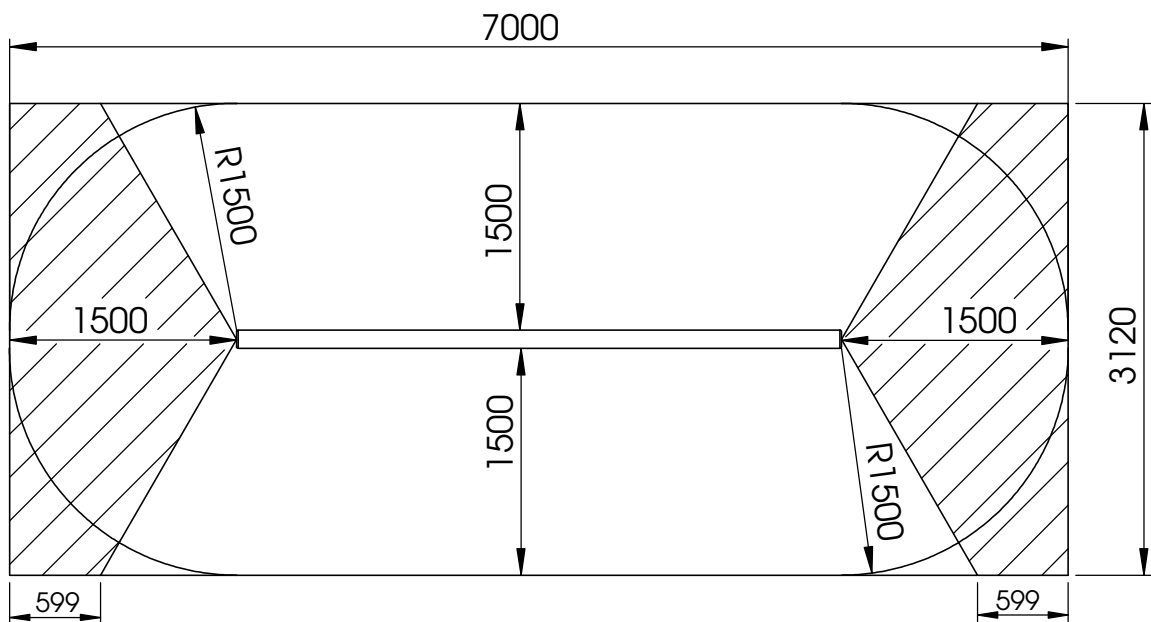
Dat.: 18/06/2012
Page: 1/2



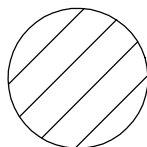
VALHOOGTE / HAUTEUR DE CHUTE
FALL HEIGHT / FALLHÖHE / ALTURA DE CAÍDA



VEILIGHEIDSAFSTAND / ESPACE DE CHUTE / SAFETY AREA /
SICHERHEITSAFSTAND / ZONA DE SEGURIDAD






AFMETINGEN
DIMENSIONS
MASSE
DIMENSIONES
L : 4000
H : 220
Br : 120



Samenvoegingszone avonturenpad
Zone de liaison parcours d'aventures
Verbindungsfeld survival parcours
Linking zone adventure path

Benodigdheden -- Liste des pièces -- Requisites -- Benötigtes -- Accesorios

27kg  1x
Lariks Ø120 x 4000

8 x 50  Verzinkt staal 4x  Gegalvaniseerd 2x

